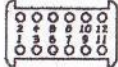


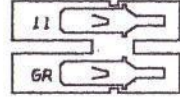

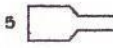






|   |   |  |  |
|---|---|--|--|
| <p><b>A</b><br/>REGULATOR<br/>PLATE<br/>HOUSING</p>  <p>WIRE/ORIG COLOR    COMPONENT<br/> 1 GREEN/RED    OIL PRESSURE SWITCH<br/> 2 GRAY/BROWN    B/U LIGHT SWITCH<br/> 3<br/> 4 GRAY/BROWN    B/U LIGHT SWITCH<br/> 5 BLACK/PURPLE    COIL TERMINAL 1<br/> 6 YELLOW    STARTER SOLENOID<br/> 7 BLACK/RED    COIL TERMINAL 15<br/> 8 NOT USED<br/> 9 NOT USED<br/> 10 NOT USED<br/> 11 GREEN<br/> 12 WHITE<br/> <br/> BROWN    HEATER FAN<br/> AUXILIARY AIR REGULATOR<br/> <br/> HEATER FAN GROUND<br/> (NOT IN 12 PIN CONNECTOR)</p> | <p><b>B</b><br/>STARTER<br/>SOLENOID</p>  <p>6</p>                 | <p><b>E</b><br/>OIL PRESSURE<br/>SWITCH</p>  <p>1</p>             | <p><b>H</b><br/>HEATER<br/>&amp;<br/>GROUND</p>  <p>11<br/>GR</p> |
|   | <p><b>C</b><br/>BACK-UP<br/>LIGHT<br/>SWITCH</p>  <p>2<br/>4</p> | <p><b>F</b><br/>COIL<br/>TERMINAL 1<br/><br/>(-)</p>  <p>5</p>  | <p><b>J</b><br/>HEATER<br/>GROUND</p>                           |
|   | <p><b>D</b><br/>AUXILIARY<br/>AIR VALVE</p>  <p>12</p>           | <p><b>G</b><br/>COIL<br/>TERMINAL 15<br/><br/>(+)</p>  <p>7</p> | <p><b>K</b><br/>OIL<br/>TEMP</p>  <p>3</p>                      |

**1970-71 PORSCHE 914  
IGNITION HARNESS DIAGRAM  
D-JETRONIC FUEL INJECTION**