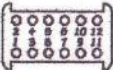
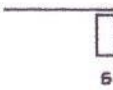
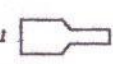
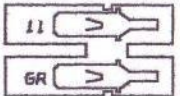



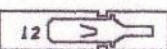
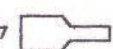


<p>A REGULATOR PLATE HOUSING</p>  <p>WIRE/ORIG COLOR COMPONENT 1 GREEN/RED OIL PRESSURE SWITCH 2 GRAY/BROWN B/U LIGHT SWITCH 3 NOT USED 4 GRAY/BROWN B/U LIGHT SWITCH 5 BLACK/PURPLE COIL TERMINAL 1 6 YELLOW STARTER SOLENOID 7 BLACK/RED COIL TERMINAL 15 8 NOT USED 9 NOT USED 10 NOT USED 11 GREEN HEATER FAN 12 WHITE AUXILIARY AIR REGULATOR BROWN HEATER FAN GROUND (NOT IN 12 PIN CONNECTOR)</p>	<p>B STARTER SOLENOID</p> 	<p>E OIL PRESSURE SWITCH</p> 	<p>H HEATER & GROUND</p> 
	<p>C BACK-UP LIGHT SWITCH</p> 	<p>F COIL TERMINAL 1 (-)</p> 	<p>J HEATER GROUND</p> 
	<p>D AUXILIARY AIR VALVE</p> 	<p>G COIL TERMINAL 15 (+)</p> 	

1972 PORSCHE 914
IGNITION HARNESS DIAGRAM
D-JETRONIC FUEL INJECTION