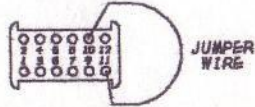
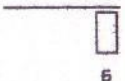
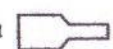






<p>A REGULATOR PLATE HOUSING</p>  <p>JUMPER WIRE</p>	<p>B STARTER SOLENOID</p>  <p>6</p>	<p>E OIL PRESSURE SWITCH</p>  <p>1</p>
<p>WIRE/DRIG COLOR COMPONENT</p> <p>1 GREEN/RED OIL PRESSURE SWITCH</p> <p>2 GRAY/BROWN B/U LIGHT SWITCH</p> <p>3 NOT USED</p> <p>4 GRAY/BROWN B/U LIGHT SWITCH</p> <p>5 BLACK/PURPLE COIL TERMINAL 1</p> <p>6 YELLOW STARTER SOLENOID</p> <p>7 BLACK/RED COIL TERMINAL 15</p> <p>8 NOT USED</p> <p>9 NOT USED</p> <p>10 GREEN HEATER FAN JUMPER TO POLE 11</p> <p>11 GREEN HEATER FAN JUMPER TO POLE 10</p> <p>12 WHITE AUXILIARY AIR REGULATOR</p>	<p>C BACK-UP LIGHT SWITCH</p>  <p>2</p>	<p>F COIL TERMINAL 1 (-)</p>  <p>5</p>
	<p>D AUXILIARY AIR VALVE</p>  <p>12</p>	<p>G COIL TERMINAL 15 (+)</p>  <p>7</p>

1973-76 PORSCHE 914
IGNITION HARNESS DIAGRAM
D-JETRONIC FUEL INJECTION