


1973 MERCEDES BENZ SLC

FUEL INJECTION HARNESS


PN 107 B10 3809

# 1973 MERCEDES BENZ SLC

(A) ECU



(B) ?



male pins

CAV.	CIRCUIT
1	= 19
2	= 10, 18A
3	= 28
4	= 16, 24
5	= 27
6	= 26

(C) GROUNDS

(D) GROUNDS = 11

(E) Fuel Injector = D, 4A

(F) ? = 26

(G) Fuel Injector = D, 5A


(H) Fuel Injector = D, 6A

(J) TPS ? = 2, 17, 12, 20, 9

(K) ? = 18A, 28

(L) Cyl head temp? = C, 23

(M) ?



female pins

CAV.	CIRCUIT
1	= 21
2	= 12A
3	= 14
4	= 22
5	= EMPTY
6	= 13

(N) ? = G, 1

(P) Fuel Injector = D, 3A

(Q) = C, 3

(R) = D, 27

(S) = C, 5

(T) = C, 4

(U) = C, 6

(V) MFS ? = 7, 8, 10, 15

NOTE: ALL FUEL INJECTOR BRANCHES HAVE GREY BANDS