

1974-75 MERCEDES BENZ SL  
 1973 MERCEDES BENZ SL  
 FUEL INJECTION HARNESS  
 PN 107 540 3809

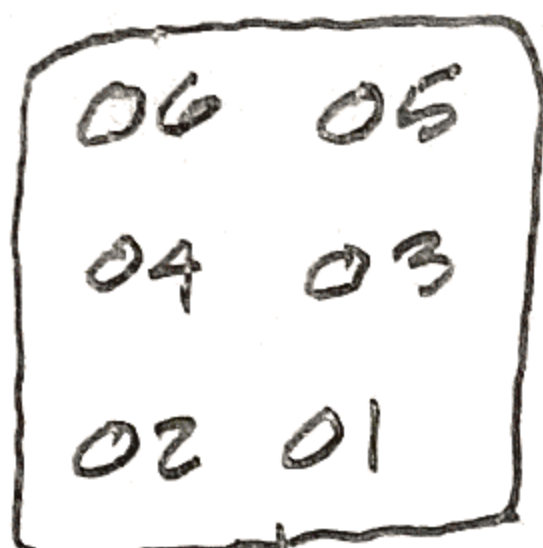
# 1973 MERCEDES BENZ SLC

(A) ECU



1-24, 25 empty

(B) ?



male pins

CAV.	CIRCUIT
1	= 19
2	= 18, 18A
3	= 28
4	= 16, 24
5	= 27
6	= 26

(C) GROUNDS

(D) GROUNDS = 11

(E) Fuel Injector = D, 4A

(F) ? = 26

(G) Fuel Injector = D, 5A


(H) Fuel Injector = D, 6A

(J) TPS ? = 2, 17, 12, 20, 9

(K) ? = 18A, 28

(L) Cyl head temp? = C, 23

(M) ?



female pins

CAV.	CIRCUIT
1	= 21
2	= 12A
3	= 14
4	= 22
5	= EMPTY
6	= 13

(N) ? = C, 1

(P) Fuel Injector = D, 3A

(Q) = C, 3

(R) = D, 27

(S) = C, 5

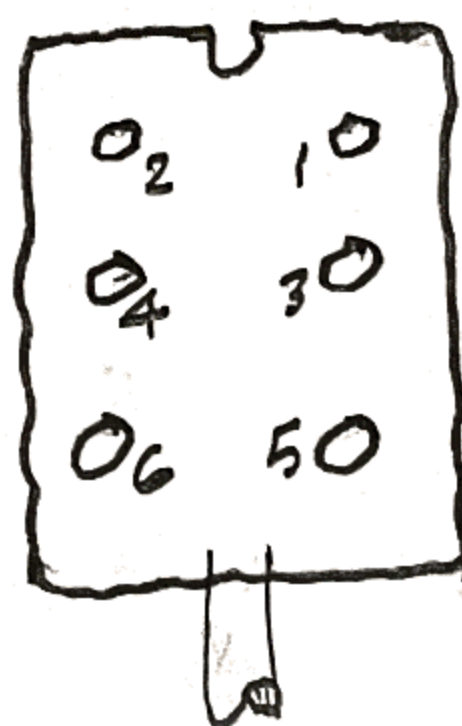
(T) = C, 4

(U) = C, 6

(V) MFS ? = 7, 8, 10, 15

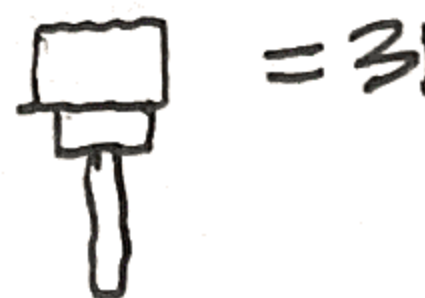
NOTE: ALL FUEL INJECTOR BRANCHES HAVE GREY BANDS

(B)



CAV.	CIRCUIT
1	16A
2	23
3	30
4	31
5	18B (1974-75 only)
6	C

(B2)



= 31