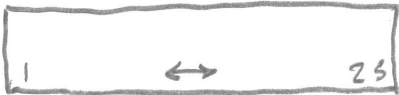

















1968-69 VW TYPE 3 - FASTBACK WITHOUT COLD START VALVE SYSTEM  
 D-JET FUEL INJECTION HARNESS

ECU CONNECTOR

- (A)  1 ↔ 25  
2, 25 = EMPTY
- (B)  POWER RELAY 16
- (C)  POWER RELAY 24
- (D)  7 8 10 15
- (E)  FI 3  
28 6
- (F)  FI 4 GREY BAND  
29 4
- (G)  FUEL PUMP RELAY 19
- (H)  TRIGGER POINTS  
21 12 22
- (I)  23 TSI CYL HEAD TEMP
- (J)  GROUND 11
- (L)  TS2 AIR TEMP SENSOR  
13 1
- (M)  GROUNDS 26, 27
- (N)  THROTTLE VALVE SWITCH  
17 20
- (P)  FI 1  
26 3
- (Q)  FI 2 GREY BAND  
27 5

- (R)  STARTER 18
- (S)  PRESSURE SWITCH  
9 14

1968-69 VW TYPE 3, FAST BACK W/O COLD START VALVE